

N4.38 engine

27.6 kW (37.5 hp) at 3000 rpm

Kubota engine base

This Nanni 4 cylinder marine engine which incorporates the latest Kubota innovations, is particularly well suited for displacement vessels and sailing yachts.

Nanni has forged a strong partnership with Kubota. Kubota engines are known for their robust design and ensure great reliability and excellent longevity.

Environmental - Tri Vortex Combustion System (E-TVCS)

The N4.38 is equipped with the E-TVCS combustion and injection system which considerably reduces particulate emission and smoke while dramatically improving fuel efficiency.

This engine is easy to maintain due to timing gears rather than belt and easy access to the principal parts.

For these reasons the N4.38 has become the choice of many boat builders who integrate this engine into their series production race and cruising yachts.

Comfort

A special coating of the pistons with molybdenum lowers friction and reduces engine vibrations resulting in supplementary comfort concerning the sound levels.

Optional equipment such as different instrument panels, engine wiring, bipolar wiring etc. makes it suitable for numerous types of boats, no matter if they are made out of wood, fibre-glass, aluminium or steel.

Light and reliable

Its power to weight ratio and its reliability have convinced the skippers participating in the gruelling non-stop around the world "Vendée Globe" race. You do not have to sail around the world yourself to judge. The N4.38 will work discretely and will afford you the benefit of navigating in all serenity while you are out on the open sea.

Protecting the environment

The N4.38 complies with the most stringent emission regulations in the world: EU-RCD, US-EPA and BSO.

Technical specifications

Engine base	Kubota
Rated power (kW/hp)*	27,6 / 37,5
Rated rpm (rpm)*	3000
Displacement (cm ³ /in ³)	1498 / 91.41
Number of cylinders	4 in line
Bore and stroke (mm/in)	78 x 78.4 / 3.07 x 3.08
Compression ratio	23:1
Combustion system	Indirect (E-TVCS)
Intake	Naturally aspirated
Cooling	Closed cooling with heat exchanger
El. equipment / Alternator	12V / 100A
Instrument panel	A4
Transmission	Mechanical or hydraulic gearbox Sail Drive SP60 ratio. 2.15:1
Engine Max Install. Angle	15° (dynamic)
Certifications	EPA, EU-RCD, BSO, SAV, SOLAS
Dry weight with TTMC35A (kg/lb)	152 / 335
Dry weight with Sail Drive (kg/lb)	185 / 407
Connections diameter	
Exhaust (mm/in)	50 / 2
Fuel (mm/in)	8 / 0.31
Sea Water (mm/in)	25 / 1

* At engine flywheel, according to ISO 8665-1



Main characteristics


- Kubota base engine
- Optimized cooling system
- E-TVCS combustion system
- Low rpm
- Light weight

Available transmissions

- TMC60 (mechanical)
- TTMC35A (mechanical) angle 7°
- TTMC35P (mechanical)
- ZF12M (mechanical)
- ZF25A (hydraulic) angle 8°
- ZF12 (hydraulic)
- TM345H (hydraulic)

Applications

- Sailing boat
- Displacement hulls



N4.38 engine

27.6 kW (37.5 hp)

Standard equipment

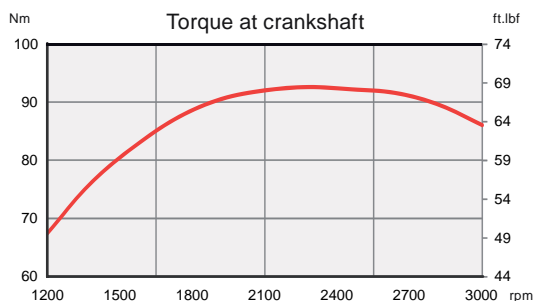
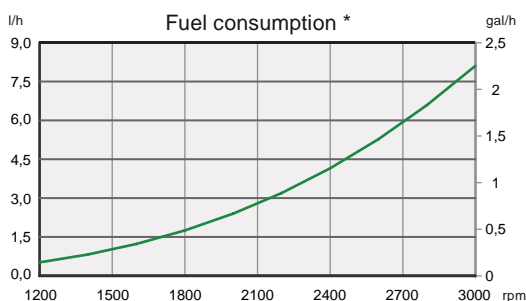
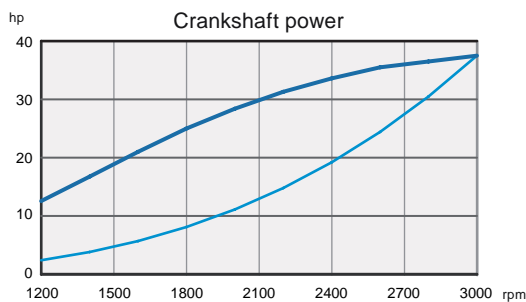
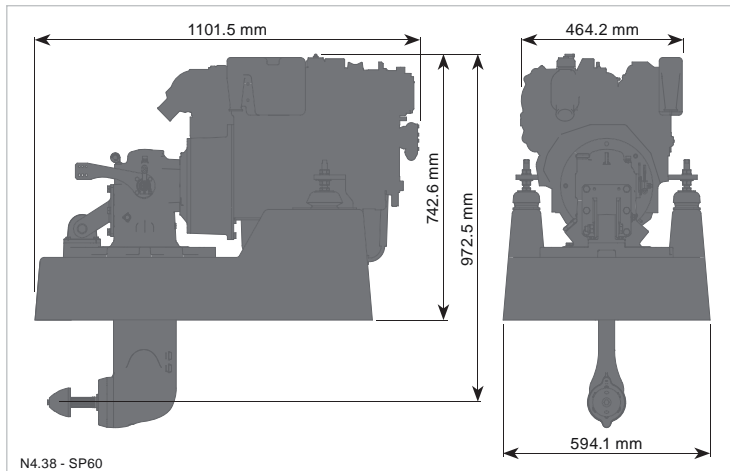
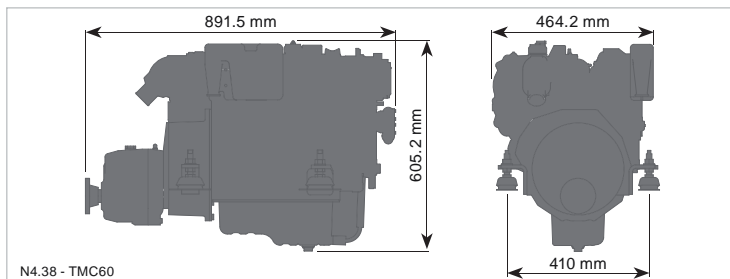

- Polyester frame (for Sail Drive version)
- Warranty certificate
- Fresh Water Cooled Exhaust Manifold
- Exhaust elbow
- Closed cooling with heat exchanger
- 4 meter electrical harness
- Fuel filter
- Oil filter
- Mechanical or hydraulic gearbox or Sail Drive
- Owner's manual
- Sea water pump
- Coolant circulating pump
- In line injection pump
- Fuel feed pump
- Oil extraction pump
- Control cables mounting points
- Flexible engine mounts
- Electrical system 12V
- Thermostat

Optional equipment

- Additional alternators
- Keel Cooling
- Two pole electrical system
- PTO Pulley
- Remote control
- Sea water hoses
- Fuel hoses
- Sea water filter
- Flexible coupling
- Exhaust system

A4 panel

- Tachometer and hour meter / Voltmeter
- Ignition key / Start button
- Battery charge warning light
- Engine oil pressure warning light
- Water in fuel filter warning light
- Coolant temperature warning light
- Preheating warning light



— Crankshaft power (hp)
 - - - Power calculated at propeller exp 3
 *Fuel consumption calculated at propeller load exp 3

Nanni Industries S.A.S. France

11, Avenue Mariotte-Zone Industrielle

33260 La Teste France

Tel : + 33 (0)5 56 22 30 60

Fax : +33 (0)5 56 22 30 79

www.nannidiesel.com

Certified ISO by



Your dealer